

2025 INVESTMENT OUTLOOK

After the landing

This marketing communication is for Professional Clients, Financial Advisers, Qualified Clients/Sophisticated Investors (as defined in the important information at the end); for Sophisticated or Professional Investors in Australia; Institutional Investors in the United States; for Advisors and Institutional Investors in Canada; for Qualified Institutional Investors in Japan; for Professional Investors in Hong Kong, for Institutional Investors and/or Accredited Investors in Singapore, for certain specific sovereign wealth funds and/or Qualified Domestic Institutional Investors approved by local regulators only in the People's Republic of China, for certain specific Qualified Institutions and/or Sophisticated Investors only in Taiwan, for Qualified Professional Investors in Korea, for certain specific institutional investors in Brunei; for certain specific institutional investors in Malaysia upon request; for Qualified Institutional Investors and/or certain specific institutional investors in Thailand, for certain specific institutional investors in Indonesia and for qualified buyers in the Philippines for informational purposes only. It is not intended for and should not be distributed to or relied upon by the public or retail investors.





Kristina Hooper
Chief Global Market Strategist



We expect growth to continue to slow in the near term, followed by a reacceleration through 2025, which should foster a favorable environment for risk assets globally.

Executive summary

Many of the world's central banks, having largely succeeded in curbing inflation, are now easing monetary policies with the aim of stimulating growth. In 2025, we anticipate signs of economic deceleration to be counteracted by the supportive impact of the global rate-cutting cycle — in other words, we think we are seeing a soft landing. We expect growth to continue to slow in the near term, followed by a reacceleration through 2025, which should foster a favorable environment for risk assets globally.

In the US, we see the economy decelerating towards potential growth rates before reaccelerating later in the year, supported by a resilient labor market and easing financial conditions. The eurozone and the UK experienced very slow growth or recession in the last year, but we expect growth there to gradually pick up momentum through 2025, aided by central bank rate cuts and moderate real wage growth. Meanwhile, Japan's recent wage growth and policy adjustments position it as a potential bright spot, though the yen is likely to strengthen and impact Japan's export-heavy market. In China, we expect the recent policy pivot to support domestic growth and provide a floor to market sentiment. However, we think the deflationary impact on the rest of the region could be limited.

Emerging markets (EM) should benefit from the rate-cutting cycle in developed markets (DM), a somewhat softer US dollar, and a global growth uptick. Specific stories, such as India's growth boom, suggest areas of outperformance, while China's policy stimulus could enhance growth prospects.

Overall, we expect a conducive environment for risk assets, particularly in non-US developed markets, small capitalization stocks, and value sectors in the US, with European assets likely to outperform the US due to favorable valuations and cyclical sector weightings.

Contributors

James Anania
Investment Strategist

Jeffrey Bennett, CFA®
Senior Portfolio Manager
Head of Manager Selection

David Chao
Global Market Strategist

Arnab Das
Global Macro Strategist

Mo Haghbin, CFA®, CAIA®
Head of Solutions

Kristina Hooper
Chief Global Market Strategist

Paul Jackson
Global Head of Asset Allocation Research

Benjamin Jones, CFA®
Director, Macro Research

Tomo Kinoshita
Global Market Strategist

Turgut Kisinbay
Chief US Economist
Invesco Fixed Income

Brian Levitt
Global Market Strategist

Alessio de Longis, CFA®
Senior Portfolio Manager
Head of Investments
Invesco Investment Solutions

Ashley Oerth, CFA®
Associate Global Market Strategist

Michael Sobolik, CFA®
Real Estate
Investment Strategist

Drew Thornton, CFA®
Head of Thought Leadership
Solutions

András Vig
Senior Multi-Asset Strategist

Rob Waldner, CFA®
Chief Strategist
Head of Macro Research
Fixed Income

Macro views

1

A smooth landing: Growth steady, inflation near target

- Inflation has cooled substantially and is now close to target in most developing markets.
- Market attention has shifted to growth and potential downside risks.
- Our base case is that there is no significant growth downturn in any major economy in 2025.



2

Central banks are easing

- Rates are generally restrictive across major economies but easing.
- Federal Reserve (Fed) likely to achieve neutral policy by the end of 2025, but improvement in growth outlook may delay cuts.
- European central banks are easing with growth on relatively weaker footing versus the US.



3

After the landing: Growth decelerating now but at trend in 2025

- US slows to potential, then reaccelerates through 2025.
- European growth to improve to slightly outperform consensus forecasts.



Market views

Fixed income

Duration to perform well as rate cuts feed a bull steepening. Current yields look attractive, but spreads are unlikely to tighten much further, given current valuations.

Equities

We see a risk-on environment globally, with small caps and value likely to outperform along with non-US developed markets. Previous easing cycles without recessions suggest risk assets should perform well.

US dollar / currencies

USD has been expensive for some time, though the growth differential between the US and other major economies still favors USD, likely limiting the downside of the dollar. Interest rate differentials are likely to influence further movements.

Alternatives

We favor private debt and hedged strategies versus private equity as we currently prefer assets that do not rely on leverage to generate returns.

Emerging markets

EM assets should perform well in 2025, driven by the rate-cutting cycle in most developed markets and a pick up in global growth. In China, upside risk centers on confidence in recent policy stimulus.

Note: There can be no assurance that market views will come to pass.

Risks

The path ahead could shift under different assumptions. We consider some of these below:

Upside scenario

Growth goldilocks across regions

- Greater growth participation and reacceleration would likely boost risk appetite.

Downside scenario

Policy mistake: Growth undershoots

- Growth could tack down on delayed effects of tight policy environment.

Other potential swing factors...

- 1 Trade and geopolitics may shift following Trump victory
- 2 China policy stimulus could help reinvigorate growth
- 3 A return of inflation could shift the central bank outlook
- 4 Fiscal pressures may alter government spending trends

1 A smooth landing: Growth is steady, and inflation near target

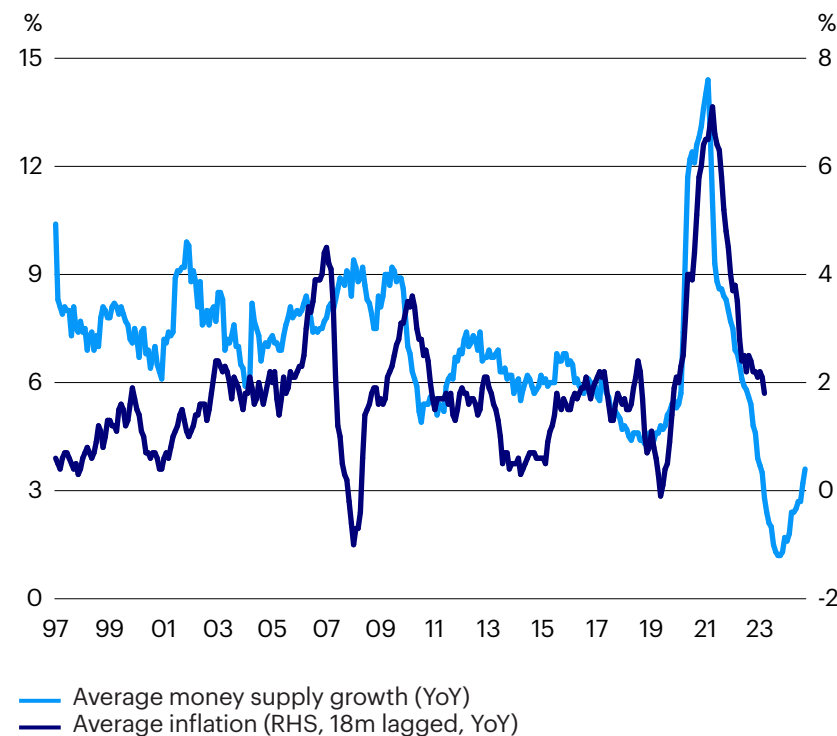
Growth has been resilient despite a tight policy environment

After a steep climb to restrictive rates to curtail rapidly rising prices, central banks have all but declared victory over inflation. Yet many of the world's major economies are showing signs of slowing. We expect global growth to decelerate to potential rates at the end of 2024 and into early 2025.

- Bank lending surveys are pointing to less tight conditions and better demand. We note that conditions tend to look quite different at the start of recessions. Bank loan growth is also starting to return in both the US and Europe. Meanwhile, credit spreads remain tame.
- Global Purchasing Managers' Indexes (PMI) are signaling a steady growth environment powered by services activity. In the US, the services sector is seeing a pick-up in activity. In Europe, PMIs indicate flat growth.
- Household balance sheets in Europe and the US are strong, providing a solid foundation for continued consumption growth as central banks ease policy.

Normalizing money growth suggests more benign inflation environment ahead

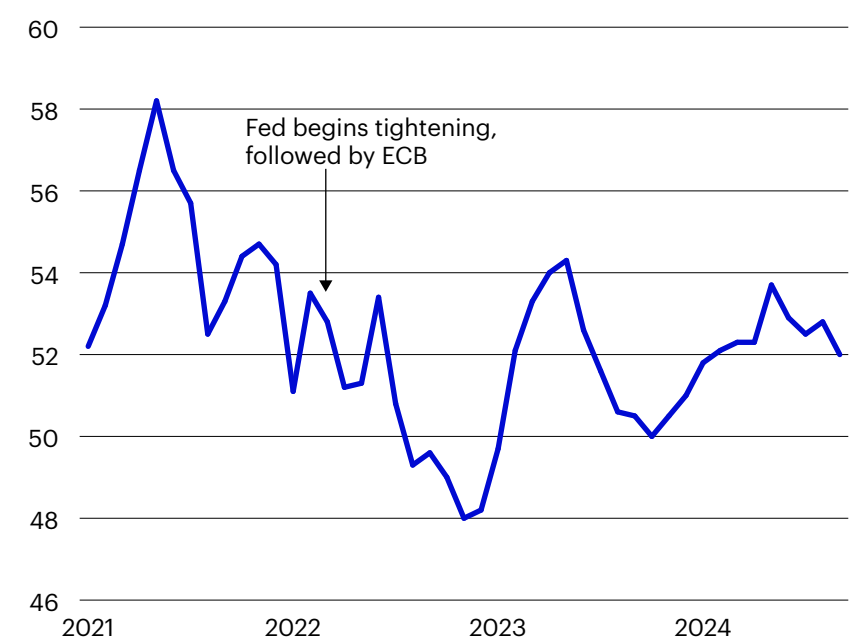
Global money supply versus inflation



Sources: Datastream and Invesco, as of October 31, 2024, using monthly data. Global average money supply growth and average inflation includes figures from the US, China, eurozone, Japan, and United Kingdom. Both money supply and CPI measures show the average year-on-year growth across the countries covered since January 1997 (18-month lagged).

Global growth has held up despite tight monetary policy environment

JPMorgan Global Composite PMI



Sources: Invesco and Macrobond, as of September 30, 2024.

2 Central banks are easing

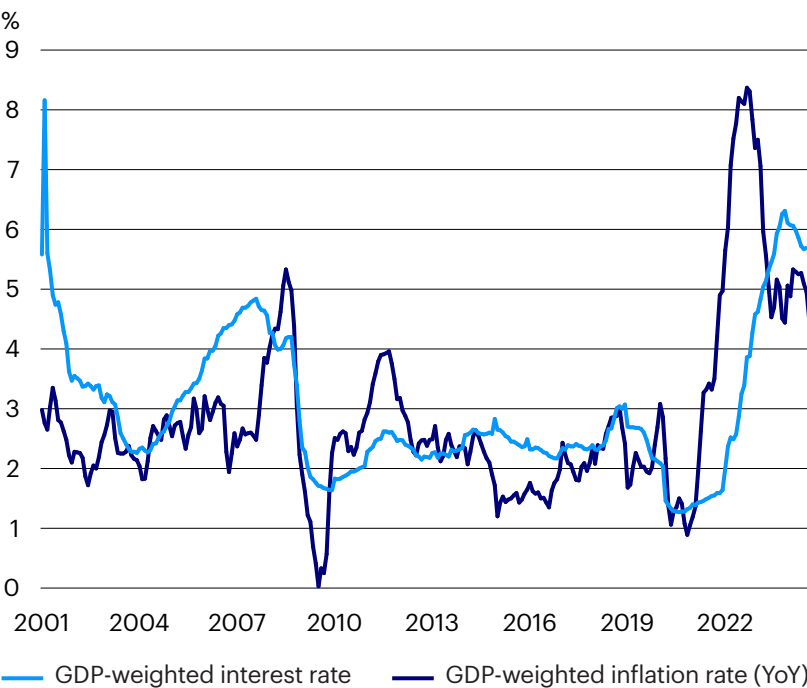
Rates are generally restrictive — easing should help boost activity

2025 is likely to be framed by the push-and-pull between pockets of slowing economic activity due to accumulated rate hikes and the supportive effect of the rate-cutting cycle. With central bankers turning their attention to growth risks — and inflation under control — we think there is substantial room for easing.

- With inflation comfortably near target, we expect the Federal Reserve to continue its rate-cutting cycle through 2025, achieving a neutral policy rate before year-end.
- The European Central Bank is easing by relatively more as it faces a lower growth environment. The Bank of England, on the other hand, has seen higher growth and inflation and thus is likely to see comparatively less easing.
- In contrast with other major developed market central banks, Japan is in a very modest tightening cycle as it contends with a rise in inflation.
- Emerging markets excluding China should benefit from the global easing environment, creating additional room for policy support.

Global policy rates are restrictive, with ample room for easing to support growth

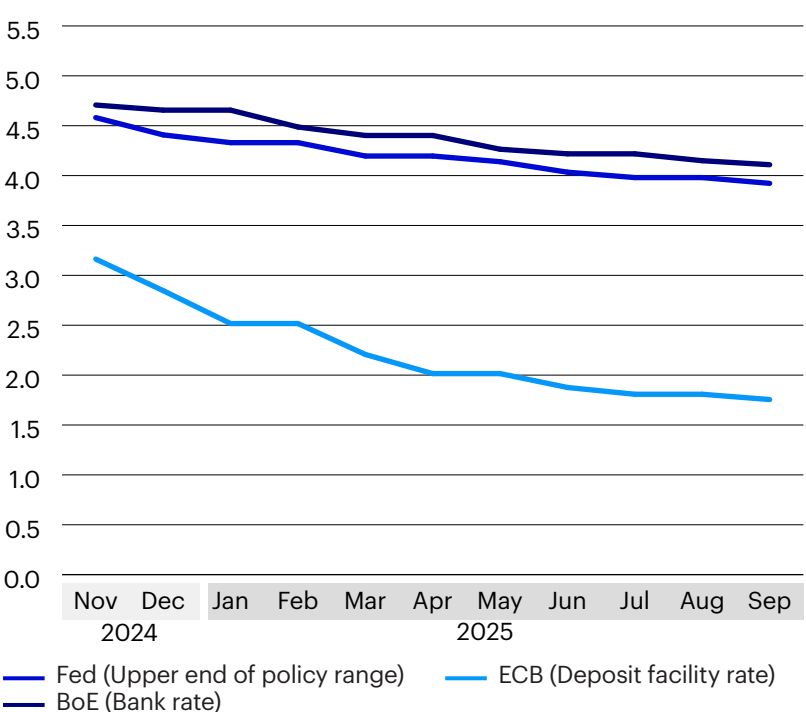
Weighted average global central bank policy rate (%)



Based on monthly data from February 2001 to September 2024 (as of September 30, 2024). Based on the 20 largest economies during each calendar year, according to nominal GDP in US dollars (based on data from the IMF World Economic Outlook April 2024). The inflation rates are based on seasonally adjusted consumer price indices. Sources: IMF, LSEG Datastream and Invesco Global Market Strategy Office.

Markets are looking for significant easing in 2025

Market-implied path of central bank rates (%)



From November 2024 to September 2025. Based on Fed Funds Futures (for the Fed) and Overnight Index Swaps (for the BOE and ECB) as calculated by Bloomberg. Rates calculated for central bank policy meeting dates. For months where there is no meeting, we show the same rate as the month before. As of November 11, 2024. Sources: Bloomberg L.P. and Invesco Global Market Strategy Office.

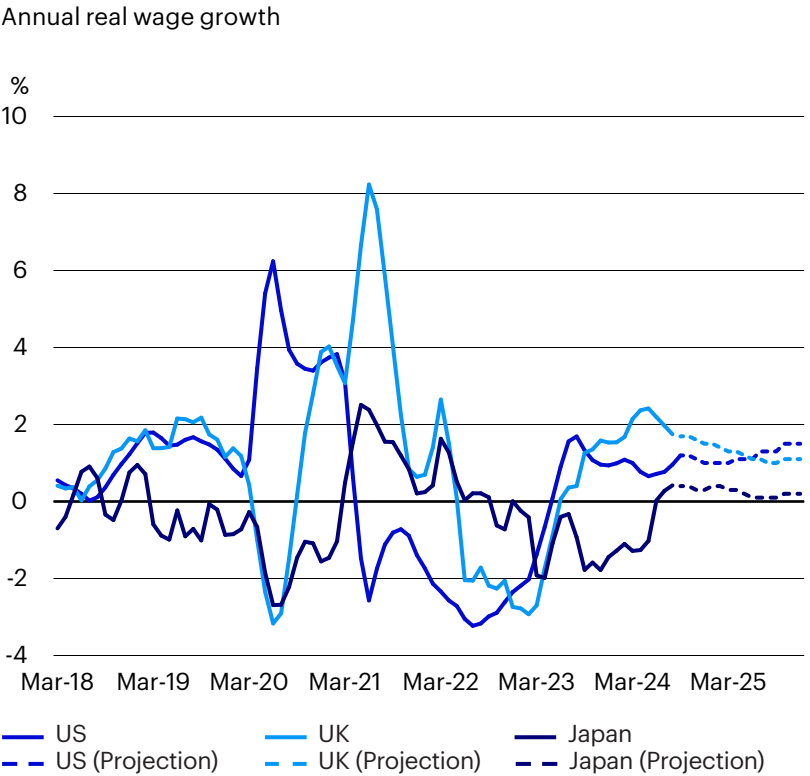
3 After the landing: Growth slowing now but reaccelerating in 2025

2025 to see real wage growth, easing financial conditions, and policy easing

In our view, inflation at or near target should help sustain real wage growth, while central bank rate cuts and easing lending conditions should help restore growth momentum.

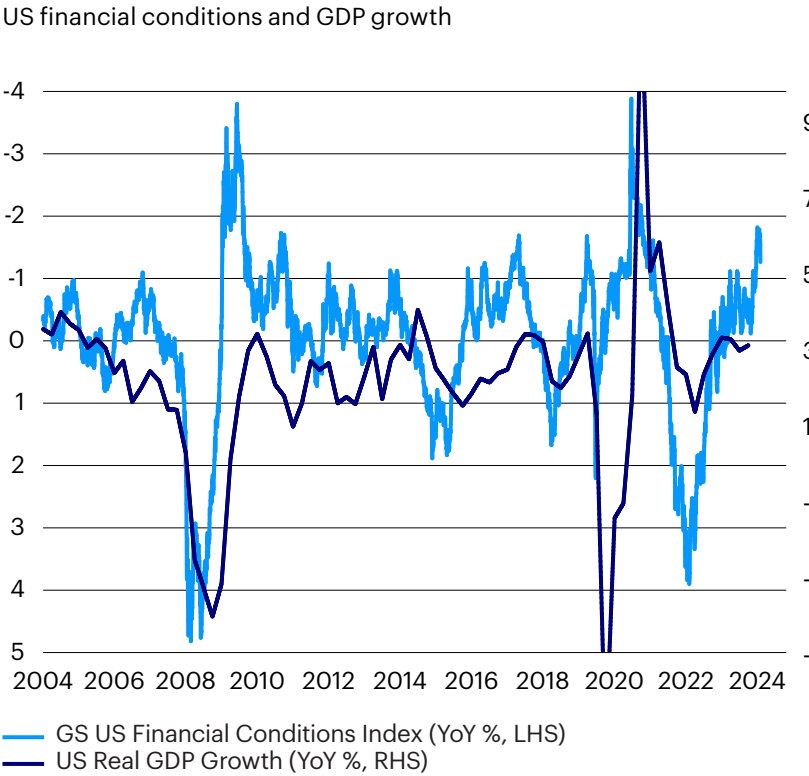
- In the US, we believe the resilient labor market and strong overall household balance sheets should help spending and the broader economy to continue to grow. Continued easing in financial conditions and real wage growth should help the US economy reaccelerate next year.
- In Europe, rate cuts should help push economic growth up towards potential rates, supported by moderate real wage growth.
- Lower rates should also help UK mortgage holders, while political stability and potentially improved trading relations with the European Union may mean foreign investors look more favorably at the UK.
- A return of real wage growth in Japan, helped by a recent shift in wage-setting patterns, should help boost consumption there.

Real wage growth through 2025 should help maintain economic momentum



Note: Chart shows monthly real wage growth data for US, UK, and Japan from March 2018 to December 2025. Forecasts start in September for the UK and Japan and October for the US. Projections are from Invesco and are shown in dotted lines. Sources: LSEG Datastream, OECD, and Invesco. All data is latest available as of October 31, 2024.

Easing financial conditions typically point to improving growth ahead



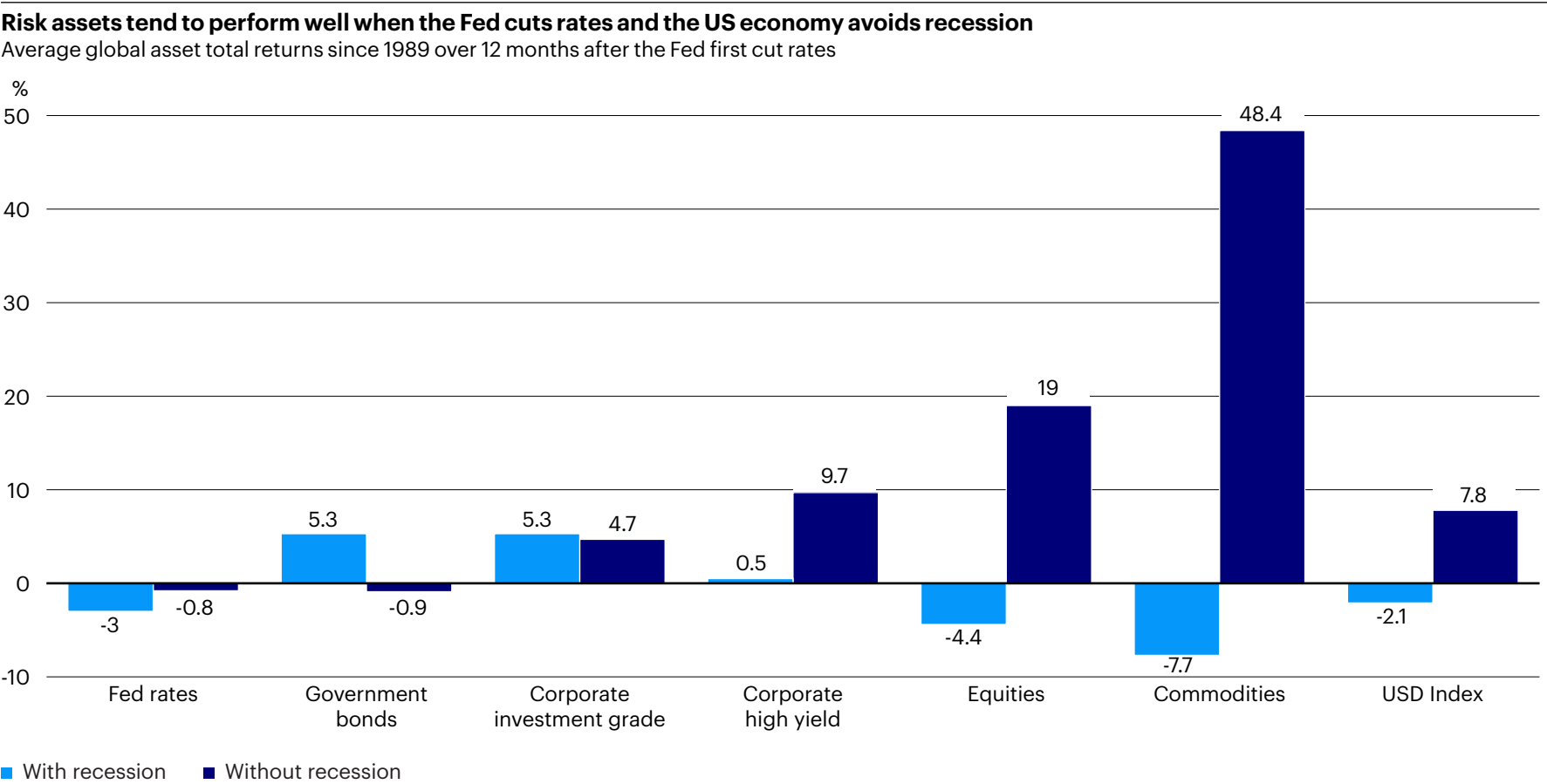
Note: Chart shows daily financial conditions for the US from October 2004 to October 2024. Sources: LSEG Datastream, OECD, and Invesco. All data is latest available as of October 31, 2024.

Rate-cutting cycles tend to be good for risk assets

Previous soft landings have been a boon to commodities, equities, and credit

Asset performance during easing cycles is dependent on the state of the economy. In the past, when the Fed eased and the economy avoided a recession, risk assets tended to perform well.

- The US stock market has historically posted strong returns after the start of an easing cycle as long as the economy did not fall into a recession within the subsequent 12 months.
- Markets outside the US also have seen solid performance in rate-cutting cycles. Global equities, commodities, and credit have all seen positive performance in periods when the US avoided a hard landing.
- With a soft landing as our base case, we think risk assets are likely to trade well in 2025.



Notes: **Past performance is no guarantee of future results.** Data as of October 31, 2024. The chart shows the total return on global assets in the 12 months after the first Fed rate cut in easing cycles since 1989. Data does not exist for all assets for every easing cycle, with the global high yield and investment grade returns for the 1989 and 2005 easing cycles represented by US returns. “Gov Bonds” = government bonds; “Corp IG” = investment grade; “Corp HY” = high yield. See below for definitions, methodology and disclaimers.
Sources: ICE, ICE BofA, MSCI, S&P GSCI, LSEG Datastream and Invesco Global Market Strategy Office.

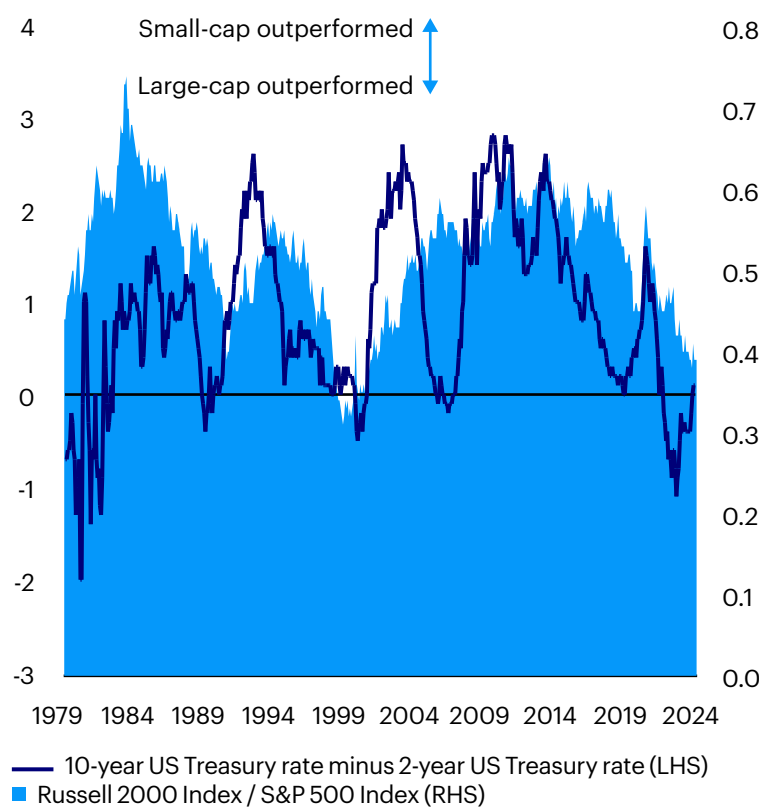
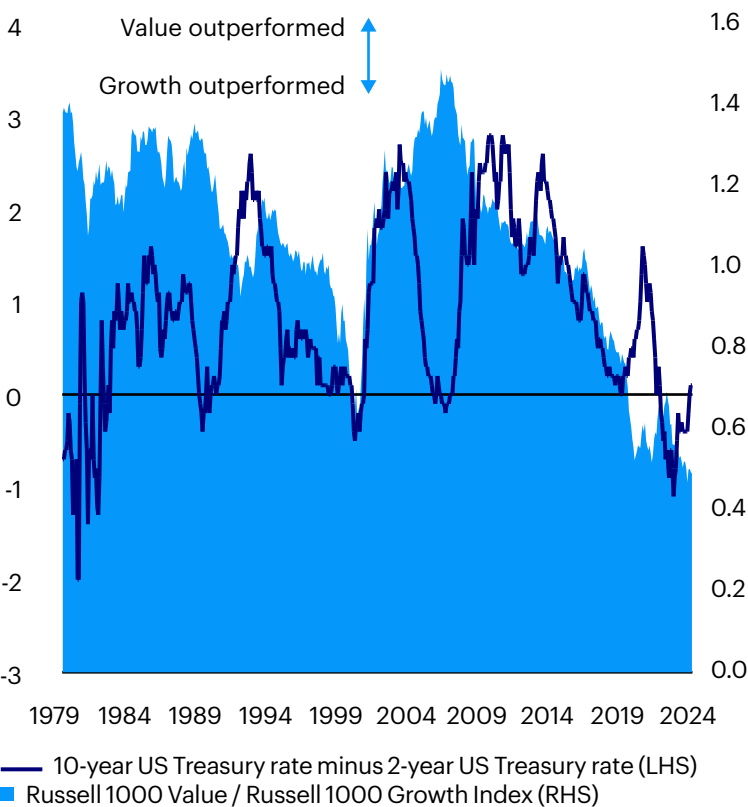
Global assets in Fed easing cycles analysis. We use the following benchmarks for each asset class (with date of first easing cycle for which data is available): equities = MSCI World (June 1989), government bonds = ICE BofA Global Government Index (June 1989), corporate investment grade = ICE BofA Global Corporate Index (January 2001 and replaced by the ICE BofA US Corporate Index for the June 1989 and July 1995 easing cycles), corporate high yield = ICE BofA Global High Yield Index (January 2001 and replaced by the ICE BofA US High Yield Index for the June 1989 and July 1995 easing cycles), USD index = DXY US Dollar Index (June 1989), commodities = S&P GSCI Commodity Total Return Index (June 1989).

Equities

Lower rates should encourage a rotation within US stock market leadership

Rate cuts should steepen the yield curve boosting value and small-cap stocks

US Treasury yield curve (10-year minus 2-year) versus value/growth & small/large cap



Steeper yield curve supportive of greater market breadth

- The same economic backdrop that results in a steepening of the yield curve (rate cuts, resilient growth, and stable inflation) may also provide a tailwind for value-oriented and smaller-cap stocks.
- Lower rates should reduce the interest burden faced by companies heavily financed with floating rate debt or that have nearer-term refinancing needs.
- As growth strengthens in the US, this should result in potentially higher revenue growth, particularly for smaller-cap companies, where sales have been flat in recent years.
- Improving revenues coupled with lower interest rates and expenses should result in greater earnings growth for value and small-cap companies in 2025.

Note: The Russell 1000 Value Index measures the performance of value-oriented stocks. The Russell 1000 Growth Index measures the performance of growth-oriented stocks. The Russell 2000 Index measures the performance of small-capitalization stocks. The S&P 500 Index is a market-capitalization-weighted index of the 500 largest domestic US stocks. Monthly data from January 1979 to September 2024. Sources: Bloomberg L.P. and Invesco, as of October 31, 2024. An investment cannot be made directly into an index. **Past performance does not guarantee future returns.**

Fixed income

Duration and credit



Global duration

- In the US, our baseline expectation remains a soft landing with resilient growth and ongoing disinflation. In Europe, recent data suggest a downward trend in growth in the second half, while inflation metrics have disappointed.
- We, therefore, believe it is prudent for the ECB to accelerate its policy adjustments. We now anticipate a 25 basis-point cut at each meeting until the ECB reaches a “neutral” stance.
- The Fed aims to reduce interest rates in line with the soft landing. Incoming labor market and inflation data will likely serve to calibrate the amount of Fed cuts. If the US growth outlook improves post-election, the Fed may temper rate cut expectations.
- In emerging markets, we expect this global rate-cutting cycle to broaden, particularly in EM Asia, as external factors ease and inflation recedes further.



Credit views

- As the Fed and other global central banks cut rates, financial conditions should ease and support the global economy and markets. Easier financial conditions and strong fundamentals have turned us more positive on risk-taking across asset classes.
- With the Fed now moving more aggressively, we are more positive on investment grade credit and believe tail risks have declined with the Fed in play. Technicals have been strong, and investors appear to be adding duration to lock in yields.
- We are modestly positive on high yield. Fundamentals are good, though spreads are tight. Market liquidity is also good, and demand for bonds appears strong. We would favor adding risk on sell-offs.
- We are neutral on the EM credit asset class. Valuations are fair, in our view, and much of the yield is in the distressed segment, which is idiosyncratic. We would favor buying into potential corrections.

Views from Invesco Fixed Income



Rob Waldner, CFA®
Chief Strategist
Head of Macro Research
Fixed Income



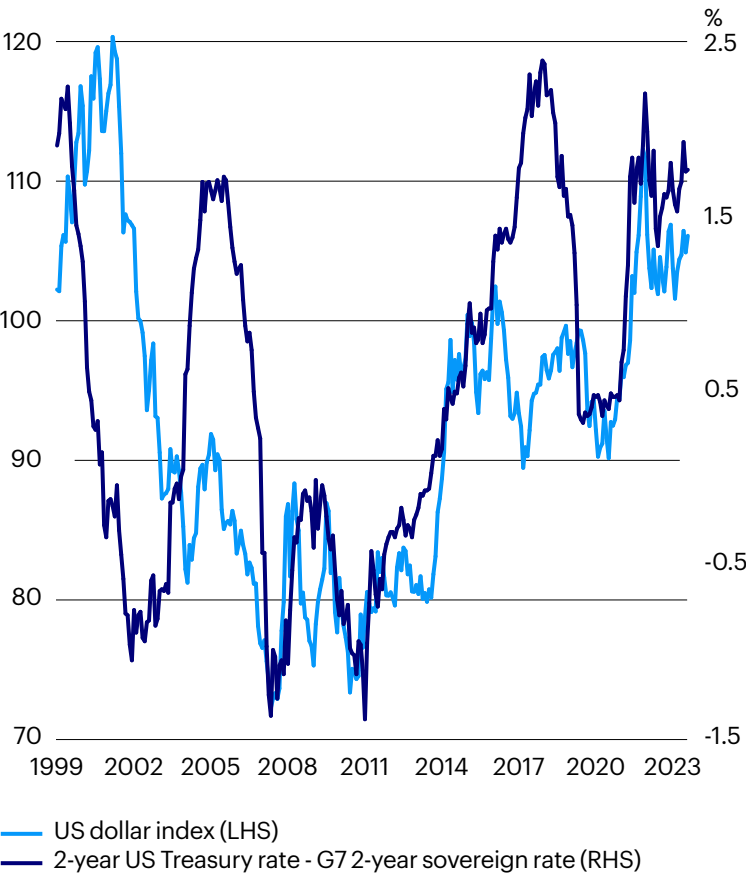
Central bank moves to end their restrictive policy stances support a positive market outlook. The difficulty for investors is tight valuations. Most credit spreads are tight in historical terms, limiting the upside for returns, in our view. The current positive macro backdrop should reward investment in these sectors even if the upside is limited by valuations, but we are cautious about stretching too far for yield. We favor being somewhat overweight risk while leaving room to add exposure upon any market corrections.

Dollar

The pace and magnitude of rate changes point to multi-dimensional performance of the dollar

Interest spreads dominate recent dollar moves

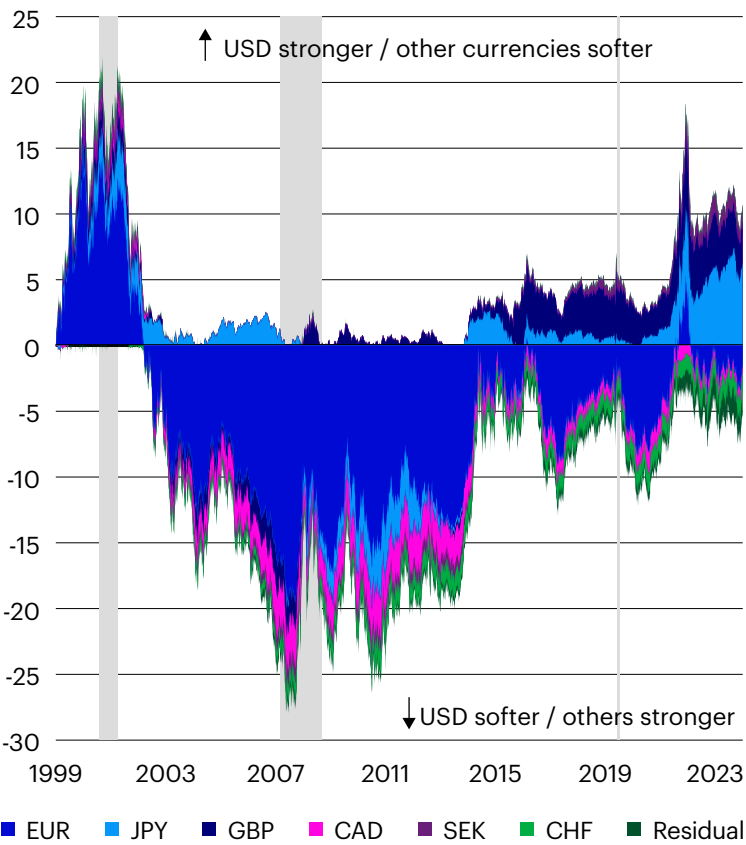
US dollar versus G7 interest rate differential



Note: The Dollar Index measures the average exchange rate between USD and major world currencies. The Group of Seven, or G7, is an informal grouping of advanced democracies that meets annually to coordinate global economic policy and address other transnational issues. Sources: Bloomberg L.P. and Invesco, as of October 31, 2024. An investment cannot be made directly into an index. **Past performance is no guarantee of future returns.**

USD: From broad directionality to diversity

Index change since 1999; contribution of each currency



Note: Grey shading indicates National Bureau of Economic Research US recession dates. Chart shows the last 25 years of contributions by each constituent currency to changes in DXY, a nominal US dollar index, adjusted by index weights, rebased to September 27, 1999=100. Higher (lower) is a stronger (softer) dollar, and the opposite for DXY constituent currencies. GFC, global financial crisis. Sources: Macrobond and Invesco, daily data as of October 28, 2024.

Strong dollar cycles have tended to conclude with Fed easing

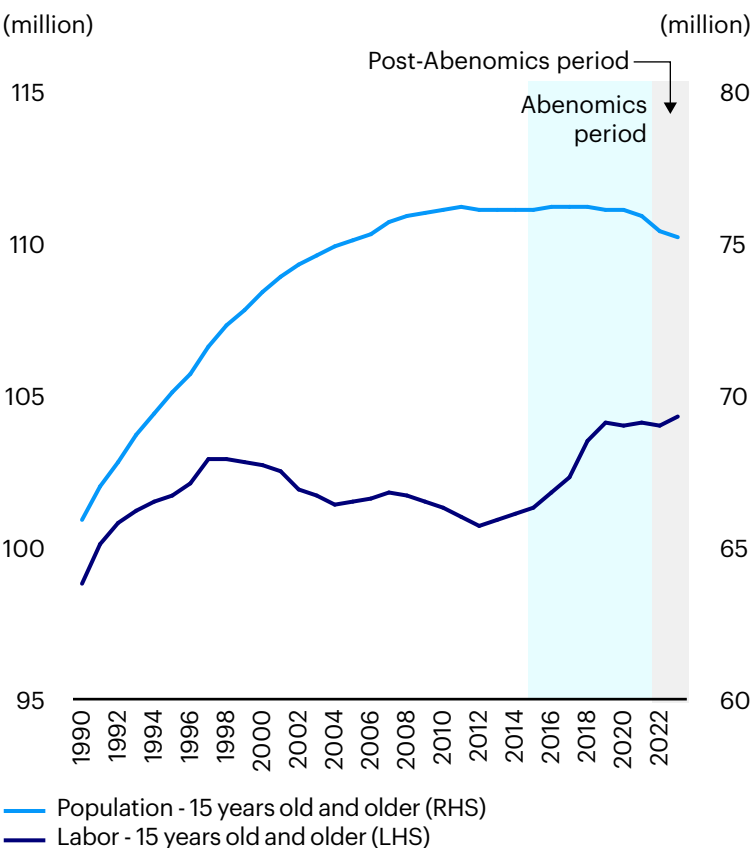
- Over the past decade, the US dollar has been relatively strong compared to a trade-weighted basket of currencies.
- Strong dollar cycles have tended to conclude when the interest rate differential between the US and other countries narrowed.
- Currently, rates in the US are more attractive than those available in other G7 countries. As the Fed lowers interest rates, the rate differential may narrow. Yet the path for each currency is likely to depend on other central bank policy paths.
- The GBP and JPY, in particular, may actually see more favorable spreads versus other currencies against the dollar. These differentials indicate an idiosyncratic dollar environment where individual currency outlooks may experience different trajectories based on their respective economy's growth and inflation differentials.

Japan

Tighter labor market brings in higher wages and sustained rise in domestic demand, leading to a continued rise in corporate profits

Labor force in post-Abenomics Japan stopped rising, leading to structurally tighter labor market

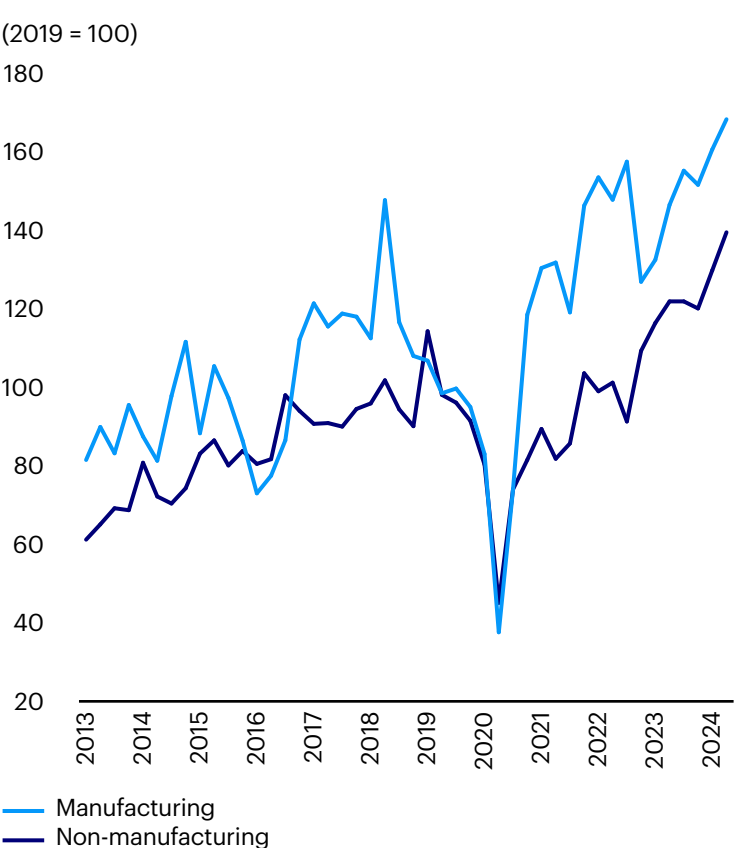
Japan's population and labor force



Source: Japan Ministry of Health, Labor and Welfare. Data as of October 25, 2024. Figures for 2024 represent the average figures for January-August 2024.

Japanese companies' profit continues to rise robustly with higher pricing power

Japanese companies' pre-tax profits



Source: CEIC. Data represents macro-level company profits as compiled by Japan's Ministry of Finance. Quarterly data as of October 25, 2024.

Japan's structural transformation underway

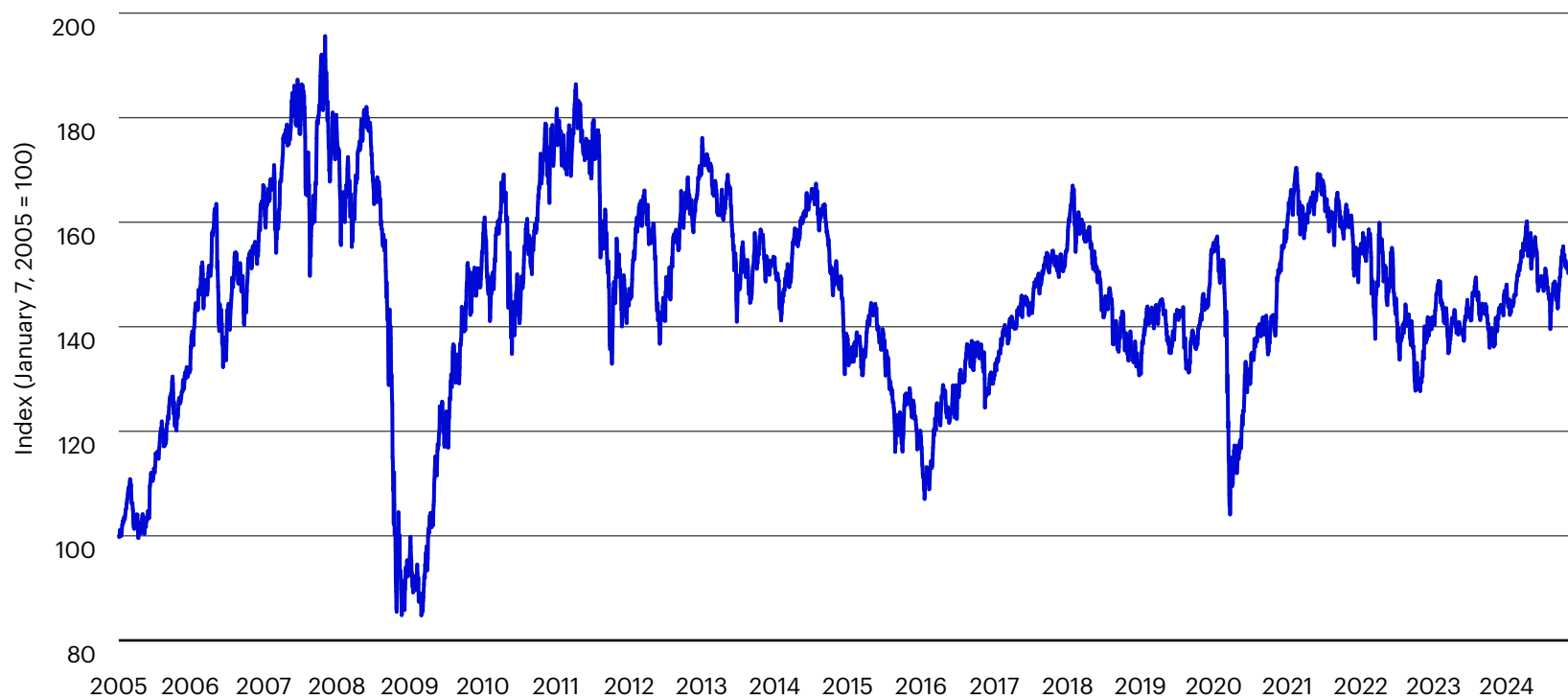
- During the Abenomics period of 2012-2020, Japan's labor force rose unexpectedly by 3.4 million people due to higher labor force participation rates for female and the over 65-year-old population.
- This prevented Japan from achieving decent wage increases. However, the labor force has become stagnant in the post-Abenomics period, which has so far resulted in a much tighter labor market and higher wage increases. This has allowed companies to acquire more pricing power and achieve higher profitability.
- An expected, sustained rise in wages should encourage Japan's economic transformation through which domestic demand rises in a more sustained way. This is likely to lead the Bank of Japan to continue its normalization of monetary policy.

Emerging markets

A global easing cycle is typically good for emerging market assets

Policy easing cycle can further improve sentiment in emerging markets

Bloomberg Emerging Market Capital Flow Proxy Index



Emerging markets should see support from easing cycle

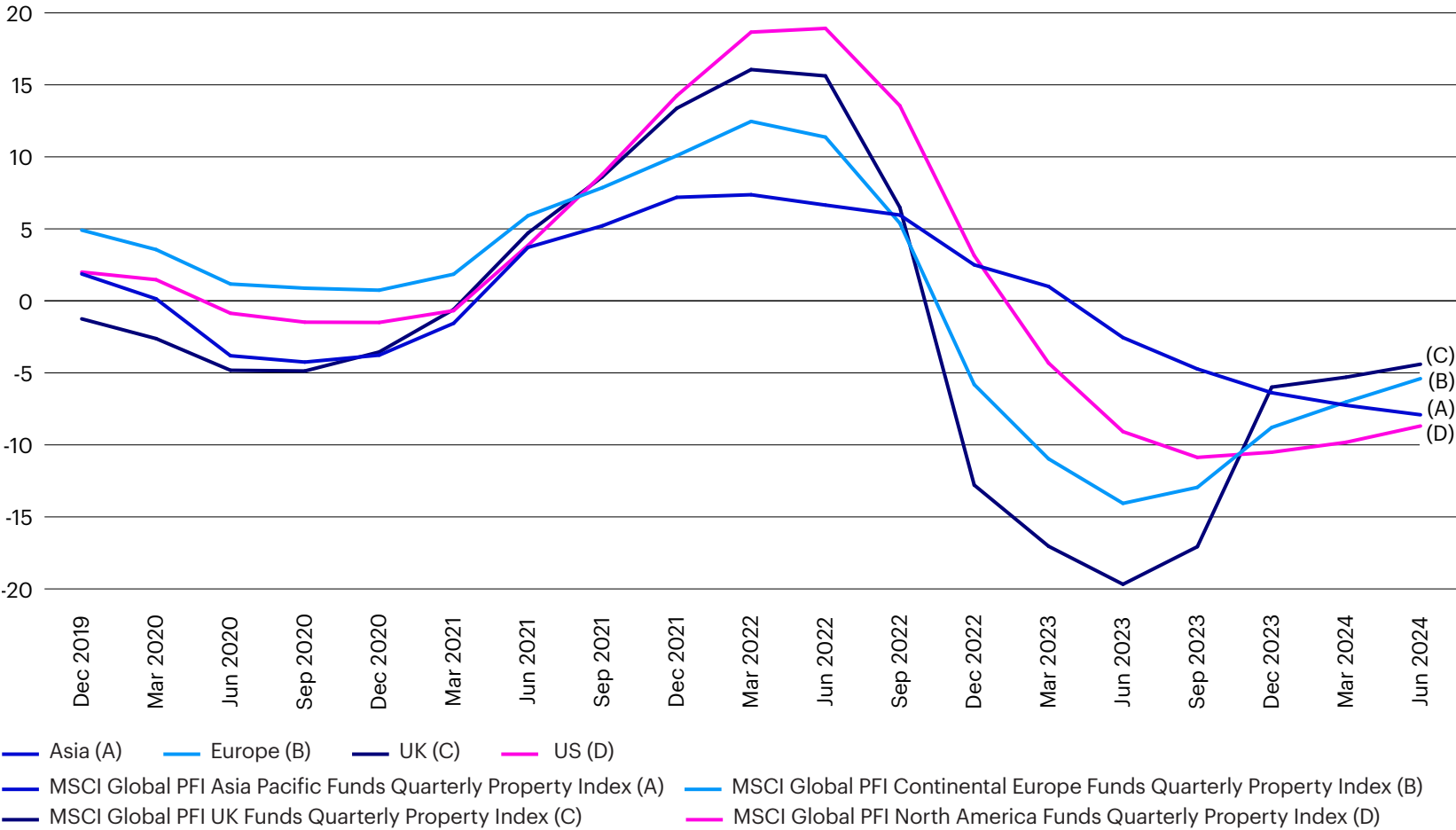
- In recent years, EM assets suffered two shocks. First, the feared economic downturn during the pandemic (and the knock-on effect on commodity prices) had a big negative impact. Then, the aggressive tightening undertaken by the Fed in 2022 provoked another bout of weakness.
- This created an opportunity to invest in emerging markets at attractive valuations, though we think it needed a belief that Fed easing was approaching to release that potential. 2024 has been a good year for both EM bonds and EM equities, but the recovery in sentiment was already apparent in 2023, according to Bloomberg's EM Capital Flow Proxy Index.
- We believe the strong performance is likely to continue. First, the Fed has only just started easing, and we think that process will continue throughout 2025. Second, China's recent policy initiatives show a determination to bolster growth that could benefit the whole of Asia. Finally, the Bloomberg Proxy measure has been improving but is not at an extreme, so we have no reason to believe the outperformance by EM assets has gone too far.

Note: Past performance is no guarantee of future returns. Based on daily data from January 7, 2005, to October 31, 2024 (as of October 31, 2024). The Bloomberg Emerging Markets Capital Flow Proxy Index is a composite index of four asset classes designed to mimic the flows into and out of emerging markets assets (MSCI EM Equity Index, Bloomberg EMBI bond spreads, Bloomberg EM FX Carry Trade Index and the Goldman Sachs Commodity Index). Sources: Bloomberg L.P. and Invesco Global Market Strategy Office.

Real estate

Central bank pivots mark inflection points for real estate

Capital value change (%), annualized per quarter



MSCI Global Quarterly Property Fund Index (PFI).
Source: MSCI data, last data point June 30, 2024.

Timings vary by region, but we are seeing the turning point in values

- The Fed's September policy rate cut of 50 basis points marked a positive inflection point for private real estate investor sentiment. While a cut was anticipated, the impact on real estate is substantial.
- From a capital markets perspective, declining policy rates provide scope for lower real estate debt costs and restoration of a positive spread between cap rates and debt costs. This restoration should expand the availability of positive leverage, which in turn should reinvigorate transaction activity and push property prices higher.
- From a fundamentals perspective, the reduction of policy rates provides scope for reduced capital costs for commercial and residential real estate tenants. Once lower interest rates have time to be metabolized into the broader economy, we expect tenant demand to increase.

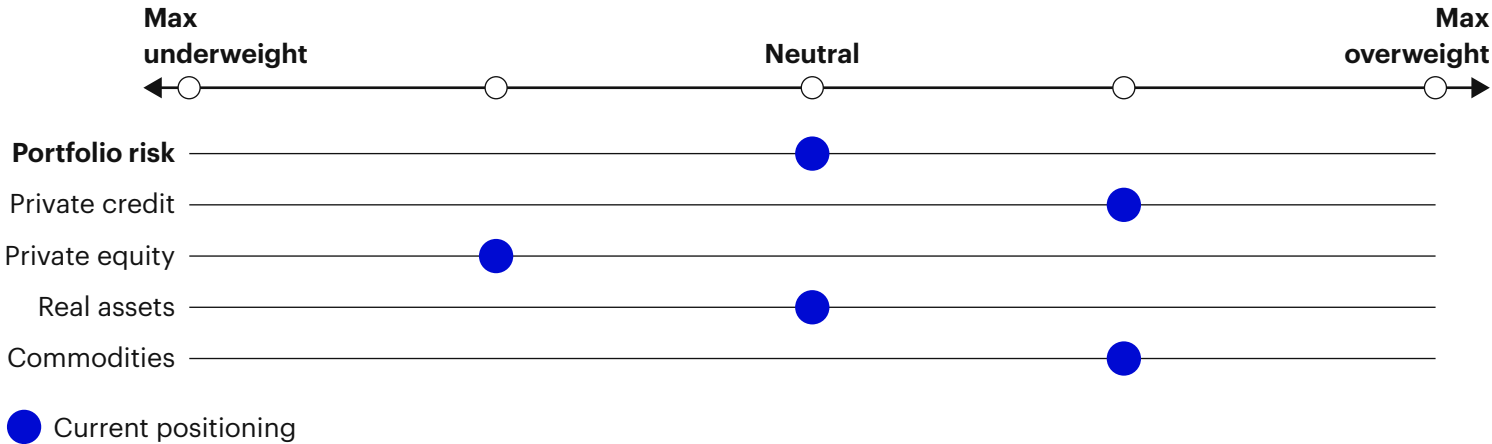
Alternatives:

Favoring private debt and hedged strategies over private equity



Jeff Bennett, CFA®
Head of Manager Selection
Invesco Solutions

Portfolio risk	Private credit	Private equity	Real assets	Hedge funds
We remain neutral on how we're allocating risk within our alternatives portfolio due to elevated downside growth risks, high equity valuations, and benign capital markets activity. In general, we're more defensive, favoring private debt and hedged strategies versus private equity.	While we may see some compression in direct lending spreads and original issue discounts (OID), we still believe that all-in yields will remain attractive relative to liquid credit strategies. Real asset and alternative credit yields continue to remain elevated relative to their long-term averages.	Dry powder continues to sit idle as public market valuations remain high, and "take-private" transactions are at record low levels. Lower interest rates and tighter spreads will likely improve the leveraged buyout (LBO) outlook as the thawing of the exit market will be a welcome shift for PE managers and investors.	Within commercial real estate, a trough in valuations and stabilization of cap rates at tight levels have driven confidence that the start of a new transaction cycle is close at hand. Despite elevated valuations and record levels of dry powder in infrastructure, an easing of policy may provide a runway for investors to deploy capital.	Spreads within event-driven strategies remain high despite limited capital market activity from mergers and acquisitions as private equity remains sidelined. Trend-following strategies have historically benefited from a tailwind during periods of high and declining rates.



Source: Invesco Solutions, views as of October 31, 2024.

Global Market Strategy Office: Favored assets in the period ahead

Downside
Policy mistake: Growth undershoots

Weak patches in recent data presage a sustained growth deceleration in key economies, including the US. As activity falters, central banks enact more rate cuts to counteract growth slowdown, resulting in below-trend performance in the first half of the year, followed by a pick-up towards trend in the latter half of the year.

Favored assets...

- Equities: US
- Fixed income: Duration overweight
- Commodities: Gold
- Currencies: USD, JPY

Baseline
Trend growth then reacceleration, Fed to go to neutral, other central banks continue cutting cycle

Global growth near potential rates through 2025, supported by policy easing and real wage growth in many major developed economies. Fed to go to neutral by year-end 2025. US growth decelerates to trend but then reaccelerates and outperforms most developed markets, while Europe and the UK improve from their current relative weakness. Chinese growth remains below trend, but recent stimulus has raised the probability of an upside surprise.

Favored assets...

- Equities:
 - DM non-US, especially UK and Japan domestics
 - Small and mid caps, cyclical sectors, value, including US
- Fixed income:
 - Modest duration overweight
 - High yield, bank loans
- Commodities: Base metals
- Currencies: JPY, GBP

Upside
Growth Goldilocks

Falling inflation and rate cuts help to accomplish a goldilocks environment across most economies, seeing greater regional participation versus our base case and leading to a period of growth potential across most major economies while inflation remains near target rates. China also surprises up, helping to lift emerging markets as a whole.

Favored assets...

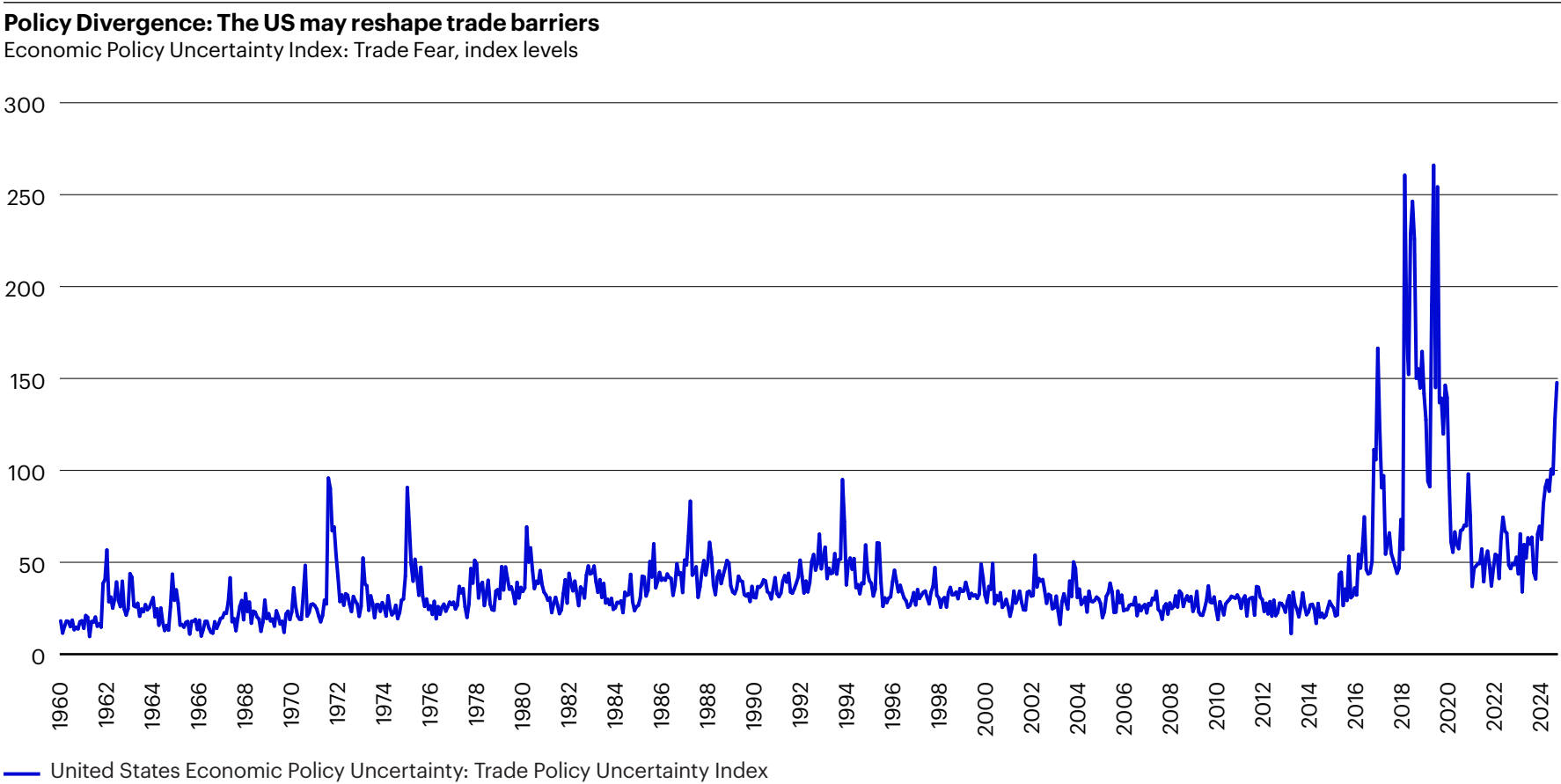
- Equities: Emerging markets and China
- Fixed income: High yield, EM local currency government bonds and private credit including bank loans
- Commodities: Industrial commodities, energy
- Currencies: Commodity currencies

Swing factor 1: President-Elect Trump may disrupt global trade

Trump administration is likely to reshape US trade through tariffs

With President-Elect Trump set to enter office early in 2025, policy uncertainty on trade and immigration has pushed higher. Even before taking office, Trump may rattle markets and politics through expectation-setting. This is because US presidents have more authority over foreign policy than domestic policies, which need Congressional approval.

- Trump pledges to go big and fast on tariffs, strict immigration limits and heavy deportation – policies that may be stagflationary on their own and would likely have knock-on effects on global growth.
- Trump also pledges to deregulate and cut taxes, which are more likely with a clean sweep and could further boost US investment, jobs, wages and productivity. The net effect may be reflationary or even inflationary.
- These policy shifts may constrain the Fed, elevate the dollar, and further imply “America First” global market performance.



Sources: Macrobond and Invesco. Data as of October 31, 2024.

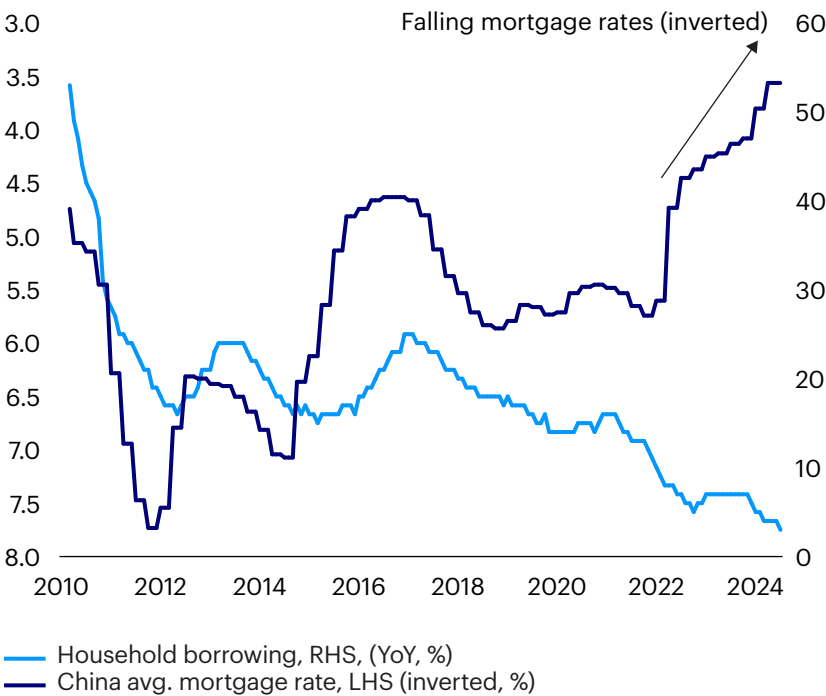
Swing factor 2: China stimulus could reinvigorate growth

A pick up in Chinese policy stimulus raises upside potential

Domestic growth in China has been challenged in 2024 as households and corporations appear reluctant to spend and invest in China. Beginning in September, a raft of stimulus measures helped reinvigorate Chinese financial markets and stoked expectations for a pick-up in growth, which would have positive spillovers to the global economy and equities.

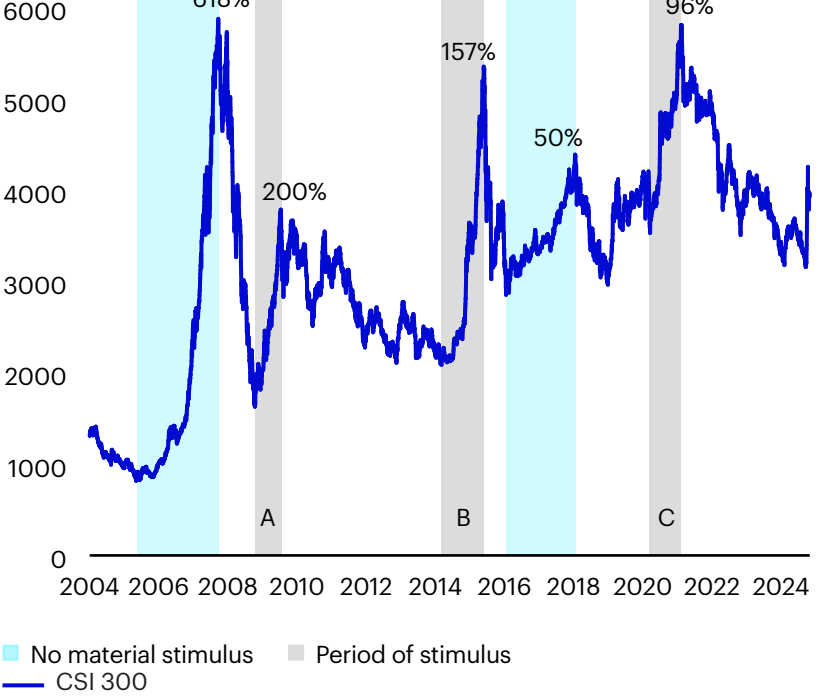
- Currently, we see a build up of housing inventories as a result of a still limited housing investment volume coupled with slower than expected housing sales. Recent cuts to mortgage rates seek to encourage households to borrow and spend more, yet borrowing remains slow for now.
- As policymakers deliver fiscal stimulus measures, we suspect negative investor sentiment may fade. We note that, historically, there has been little correlation between economic performance and stock market performance in China. Policy tends to matter more. We remain watchful for further shifts in investor sentiment sparked by recent policy momentum.

Lower mortgage rates have yet to stimulate household borrowing
China mortgage rates and household borrowing



Note: Household borrowing includes all credit extended to households. Monthly data from March 2010 to September 2024. Sources: Bloomberg L.P. and Invesco, as of October 4, 2024.

Past periods of stimulus have lifted Chinese stocks
CSI 300 Index and periods of stimulus



A: RMB 4trn fiscal and 220bp cut
B: 165bps cut, RMB 2-3trn reconstruction plans
C: RMB 4.6trn fiscal & 50 bp cut

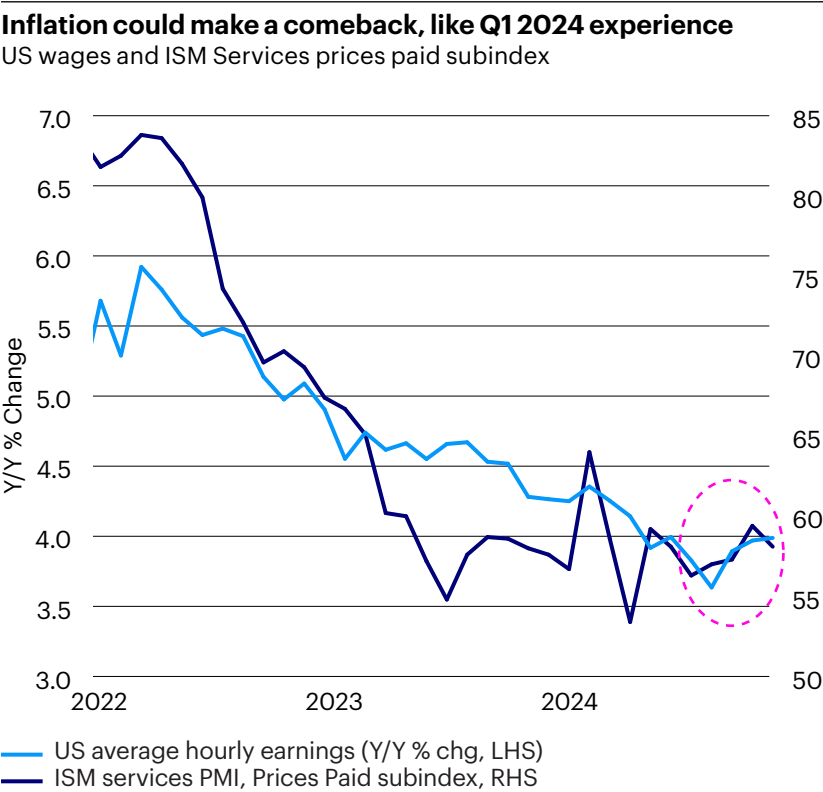
Note: Periods of material stimulus are defined in this chart as those where the CSI 300 Index price rose more than 50% from trough to peak. Daily data from February 2004 to September 2024. Sources: Bloomberg L.P. and Invesco, as of October 31, 2024.

Swing factor 3: Inflation could return

Inflation is falling, but a comeback is not out of the question

Markets and policymakers in many regions have turned their attention to growth and its downside risks. While not our base case, we believe a return of inflation could spark a sea-change in the current outlook and recalibrate expectations around policy easing and the resulting boost to the economy.

- One recent area of concern has been an uptick in US wages and ISM services prices paid. While not concerning so far, it highlights the risk that inflation could return as a market factor.
- Supply chain factors, such as shipping rates, could import inflation into economies. For instance, freight prices have risen in recent months and may pass through goods inflation.
- Oil (not shown) could move higher from its current levels as global economic growth accelerates. An oil supply shock would derail our base case, which would hit inflation and growth.
- Factors related to the incoming Trump administration in the US (not shown) also could present inflationary forces through policy uncertainty and reorientation of trade policy.



Note: Monthly data from January 2022 to September 2024 (as of October 31, 2024).
Sources: Institute for Supply Management, US Bureau of Labor Statistics, and Invesco.



Note: The Shanghai Containerized Freight Index shows the current freight prices for container transport from the Chinese main ports, including Shanghai. It is based on the most used trade routes from Shanghai: Europe, Mediterranean, United States, Persian Gulf, New Zealand, West and South Africa, Japan, Southeast Asia and South Korea. Chart shows monthly data from November 2010 to September 2024. Sources: Bloomberg L.P. and Invesco, as of October 31, 2024.

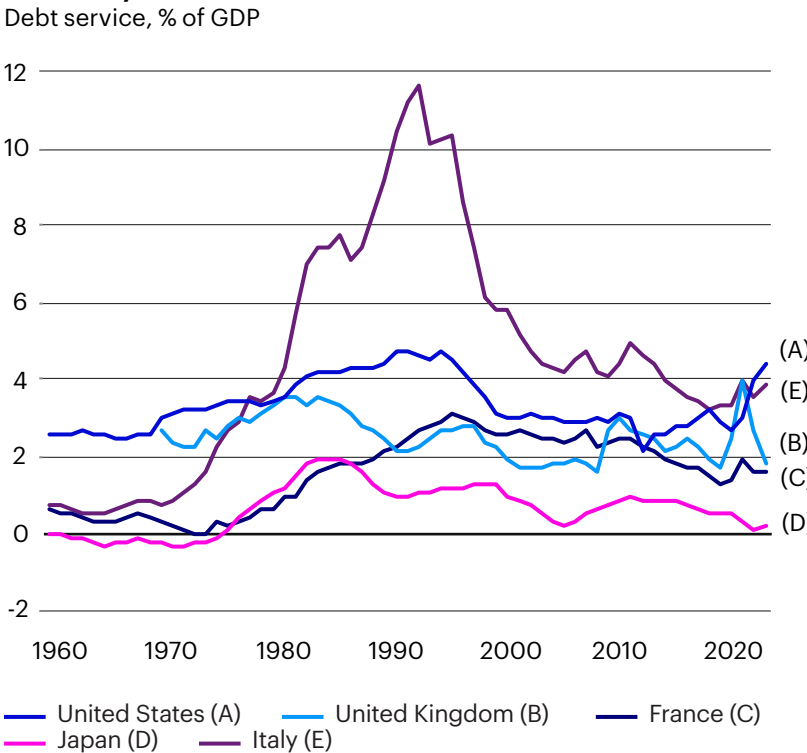
Swing factor 4: Fiscal pressures may shift government spending trends

Post-COVID-19 spending and industrial policy have left a complicated fiscal backdrop

Despite elevated inflation and tight labor markets, governments have been spending substantially since the COVID-19 pandemic. Now, investors are increasingly concerned with the state of government balance sheets. If spending retrenches, growth may be impacted.

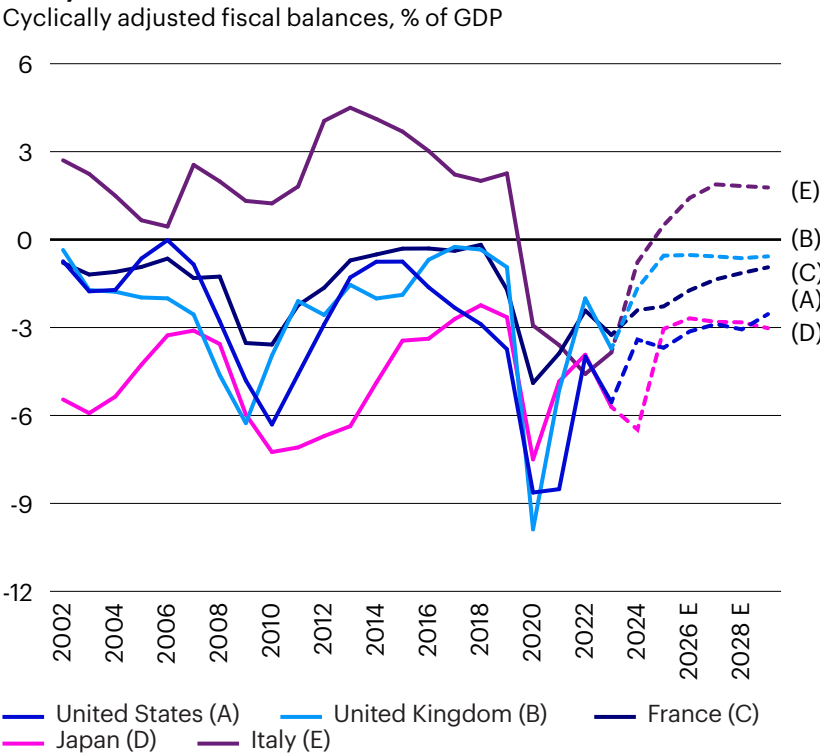
- Recent above-potential growth in key economies was driven in part by large-scale fiscal spending. Now, despite a more normal macro environment (compared to the pandemic-era economy), the fiscal taps remain largely open.
- If governments curtail spending to rein in deeply expansionary fiscal policy, we may see growth headwinds build that limit the degree of reacceleration we expect in 2025.
- Fiscal consolidation in France, Germany, and Italy, as well as smaller eurozone economies, may also exert downward pressure on growth, investment, and consumption.

Some major economies are spending more on debt service than in recent years



Note: Annual data from 1960 to 2024. Debt service is calculated as a percentage of full-year GDP based on national government figures. 2024 data is estimated based on latest available data. Sources: OECD, Datastream, and Invesco, as of October 31, 2024.

Government spending elevated despite strong employment, but it may retrench



Note: Cyclically adjusted fiscal balances are the prevailing rate of government spending assuming the economy is at its potential level of aggregate production. In other words, it excludes the effects of automatic stabilizers such as unemployment insurance. Sources: International Monetary Fund, Macrobond, and Invesco, as of October 31, 2024. Annual data from 2004 to 2023, with IMF forecast data from 2024 to 2029.

Investment risks

The value of investments and any income will fluctuate (this may partly be the result of exchange rate fluctuations), and investors may not get back the full amount invested.**Past performance is not a guide to future returns.**

Currencies and futures generally are volatile and are not suitable for all investors.

The health care industry is subject to risks relating to government regulation, obsolescence caused by scientific advances and technological innovations.

High yield securities involve greater risk and are less liquid than higher grade issues. Changes in general economic conditions, financial conditions of the issuers and in interest rates may adversely impact the ability of issuers to make timely payments of interest and principal.

Economic problems in certain US states increase the risk of investing in municipal obligations, such as California, New York or Texas, including the risk of potential issuer default, heightens the risk that the prices of municipal obligations, and the fund's net asset value, will experience greater volatility. See the prospectus for more information.

Alternative investment products, including hedge funds and private equity, involve a high degree of risk, often engage in leveraging and other speculative investment practices that may increase the risk of investment loss, can be highly illiquid, are not required to provide periodic pricing or valuation information to investors, may involve complex tax structures and delays in distributing important tax information, are not subject to the same regulatory requirements as mutual funds, often charge high fees which may offset any trading profits, and in many cases the underlying investments are not transparent and are known only to the investment manager. There is often no secondary market for hedge funds and private equity, and none is expected to develop. There may be restrictions on transferring interests in such investments. Rental inflation is the increase in the cost to rent a home.

Stocks of small-capitalization companies tend to be more vulnerable to adverse developments, may be more volatile, and may be illiquid or restricted as to resale than large companies.

A value style of investing is subject to the risk that the valuations never improve or that the returns will trail other styles of investing or the overall stock markets.

In general, stock values fluctuate, sometimes widely, in response to activities specific to the company as well as general market, economic and political conditions.

Many products and services offered in technology-related industries are subject to rapid obsolescence, which may lower the value of the issuers.

Commodities may subject an investor to greater volatility than traditional securities such as stocks and bonds and can fluctuate significantly based on weather, political, tax, and other regulatory and market developments.

The risks of investing in securities of foreign issuers, including emerging market issuers, can include fluctuations in foreign currencies, political and economic instability, and foreign taxation issues.

Fixed-income investments are subject to credit risk of the issuer and the effects of changing interest rates. Interest rate risk refers to the risk that bond prices generally fall as interest rates rise and vice versa. An issuer may be unable to meet interest and/or principal payments, thereby causing its instruments to decrease in value and lowering the issuer's credit rating.

Investments in real estate related instruments may be affected by economic, legal, or environmental factors that affect property values, rents or occupancies of real estate. Real estate companies, including REITs or similar structures, tend to be small and mid-cap companies and their shares may be more volatile and less liquid.

Alternative products typically hold more non-traditional investments and employ more complex trading strategies, including hedging and leveraging through derivatives, short selling and opportunistic strategies that change with market conditions. Investors considering alternatives should be aware of their unique characteristics and additional risks from the strategies they use. Like all investments, performance will fluctuate. You can lose money.

Investments in companies located or operating in Greater China are subject to the following risks: nationalization, expropriation, or confiscation of property, difficulty in obtaining and/or enforcing judgments, alteration or discontinuation of economic reforms, military conflicts, and China's dependency on the economies of other Asian countries, many of which are developing countries.

Important information

This marketing communication is for Professional Clients only in Dubai, Jersey, Guernsey, Isle of Man, Ireland, Continental Europe (as defined below) and the UK; for Institutional Investors only in the United States, for Sophisticated or Professional Investors in Australia; in New Zealand for wholesale investors (as defined in the Financial Markets Conduct Act); for Professional Investors in Hong Kong; for Qualified Institutional Investors in Japan; in Taiwan for Qualified Institutions/ Sophisticated Investors; in Singapore for Institutional/Accredited Investors; for Qualified Institutional Investors and/or certain specific institutional investors in Thailand; for Qualified Clients/Sophisticated Investors in Israel; for certain specific sovereign wealth funds and/or Qualified Domestic Institutional Investors approved by local regulators only in the People's Republic of China; for Qualified Professional Investors in Korea; for certain specific institutional investors in Brunei; for certain specific institutional investors in Malaysia upon request; for certain specific institutional investors in Indonesia; and for qualified buyers in the Philippines for informational purposes only. In Canada, this document is for use by Advisors and Institutional Investors. It is not intended for and should not be distributed to, or relied upon by, the public or retail investors. Please do not redistribute this document.

For the distribution of this document, Continental Europe is defined as Austria, Belgium, Denmark, Finland, France, Germany, Greece, Ireland, Israel, Italy, Liechtenstein, Luxembourg, Netherlands, Norway, Portugal, Spain, Sweden and Switzerland.

This marketing communication is not intended as a recommendation to invest in any particular asset class, security, strategy or product for a particular investor. Investors should consult a financial professional before making any investment decisions. This report contains general information only and does not take into account individual objectives, taxation position or financial needs. Nor does this constitute a recommendation of the suitability of any investment strategy or product for a particular investor. Investors should consult a financial professional before making any investment decisions. It is not an offer to buy or sell or a solicitation of an offer to buy or sell any security or instrument or to participate in any trading strategy to any person in any jurisdiction in which such an offer or solicitation is not authorized or to any person to whom it would be unlawful to market such an offer or solicitation. It does not form part of any prospectus. While great care has been taken to ensure that the information contained herein is accurate, no responsibility can be accepted for any errors, mistakes or omissions or for any action taken in reliance thereon.

The opinions expressed are those of the individuals expressing them personally and may differ from the opinions of other Invesco investment professionals. Opinions are based upon current market conditions, and are subject to change without notice. As with all investments, there are associated inherent risks. Please obtain and review all financial material carefully before investing. Asset management services are provided by Invesco in accordance with appropriate local legislation and regulations. This material may contain statements that are not purely historical in nature but are "forward-looking statements." These include, among other things, projections, forecasts, estimates of income, yield or return or future performance targets. These forward-looking statements are based upon certain assumptions, some of which are described herein. Actual events are difficult to predict and may substantially differ from those assumed. All forward-looking statements included herein are based on information available on the date hereof and Invesco assumes no duty to update any forward-looking statement. Accordingly, there can be no assurance that estimated returns or projections can be realized, that forward-looking statements will materialize or that actual returns or results will not be materially lower than those presented. By accepting this document, you consent to communicate with us in English, unless you inform us otherwise.

This document may not be reproduced or used for any other purpose, nor be furnished to any other person other than those to whom copies have been sent. Nothing in this document should be considered investment advice or investment marketing as defined in the Regulation of Investment Advice, Investment Marketing and Portfolio Management Law, 1995 ("the Investment Advice Law"). Investors are encouraged to seek competent investment advice from a locally licensed investment advisor prior to making any investment. Neither Invesco Ltd. nor its subsidiaries are licensed under the Investment Advice Law, nor does it carry the insurance as required of a licensee thereunder.

All data as October 31 2024, unless otherwise stated. All data is USD, unless otherwise stated.

Restrictions on distribution

Australia

This document has been prepared only for those persons to whom Invesco has provided it. It should not be relied upon by anyone else. Information contained in this document may not have been prepared or tailored for an Australian audience and does not constitute an offer of a financial product in Australia. You may only reproduce, circulate and use this document (or any part of it) with the consent of Invesco.

The information in this document has been prepared without taking into account any investor’s investment objectives, financial situation or particular needs. Before acting on the information the investor should consider its appropriateness having regard to their investment objectives, financial situation and needs.

You should note that this information:

- may contain references to dollar amounts which are not Australian dollars;
- may contain financial information which is not prepared in accordance with Australian law or practices;
- may not address risks associated with investment in foreign currency denominated investments; and does not address Australian tax issues.
- issued in Australia by Invesco Australia Limited (ABN 48 001 693 232), Level 26, 333 Collins Street, Melbourne, Victoria, 3000, Australia which holds an Australian Financial Services Licence number 239916.

Canada

In Canada this document is for use by Advisors and Institutional Investors. It is not intended for and should not be distributed to, or relied upon by, the public or retail investors. Please do not redistribute this document. All material presented is compiled from sources believed to be reliable and current, but accuracy cannot be guaranteed. This is not to be construed as an offer to buy or sell any financial instruments and should not be relied upon as the sole factor in an investment making decision. As with all investments there are associated inherent risks. Please obtain and review all financial material carefully before investing.

- Issued in **Canada** by Invesco Canada Ltd., 16 York Street, Suite 1200, Toronto, Ontario M5J OE6.

Continental Europe, Dubai, Guernsey, Ireland, the Isle of Man, Jersey and the UK

The document is intended only for Professional Clients in Continental Europe, Dubai, Ireland, the Isle of Man, Jersey, Guernsey, and the UK and is not for consumer use. Marketing materials may only be distributed without public solicitation and in compliance with any private placement rules or equivalent set forth in the laws, rules and regulations of the jurisdiction concerned. This document is not intended to provide specific investment advice including, without limitation, investment, financial, legal, accounting or tax advice, or to make any recommendations about the suitability of any product for the circumstances of any particular investor. You should take appropriate advice as to any securities, taxation or other legislation affecting you personally prior to investment. No part of this material may be copied, photocopied or duplicated in any form by any means or redistributed without Invesco’s prior written consent.

Further information is available using the contact details shown:

- Issued in **Belgium, Denmark, Finland, France, Greece, Ireland, Italy, Netherlands, Norway, Portugal Spain, Sweden, Liechtenstein, and Luxembourg** by Invesco Management S.A., President Building, 37A Avenue JF Kennedy, L-1855 Luxembourg, regulated by the Commission de Surveillance du Secteur Financier, Luxembourg.
- Issued in **Dubai** by Invesco Asset Management Limited, Index Tower Level 6 - Unit 616, P.O. Box 506599, Al Mustaqbal Street, DIFC, Dubai, United Arab Emirates. Regulated by the Dubai Financial Services Authority.
- Issued in **Austria and Germany** by Invesco Asset Management Deutschland GmbH, An der Welle 5, 60322 Frankfurt am Main, Germany.
- Issued in **Switzerland** by Invesco Asset Management (Schweiz) AG, Talacker 34, 8001 Zurich, Switzerland.
- Issued in **Guernsey, Israel, Isle of Man, Jersey** and the **United Kingdom** by Invesco Asset Management Limited which is authorised and regulated by the Financial Conduct Authority. Invesco Asset Management Ltd, Perpetual Park, Perpetual Park Drive, Henley-on-Thames, RG9 1HH, UK.

Hong Kong

This document is provided to professional investors (as defined in the Securities and Futures Ordinance and the Securities and Futures (Professional Investor) Rules) only in Hong Kong. It is not intended for and should not be distributed to or relied upon by the members of the public or the retail investors.

- Issued in Hong Kong by Invesco Hong Kong Limited Limited 景順投資管理有限公司 45/F, Jardine House, 1 Connaught Place, Central, Hong Kong.

Israel

This document may not be reproduced or used for any other purpose, nor be furnished to any other person other than those to whom copies have been sent. Nothing in this document should be considered investment advice or investment marketing as defined in the Regulation of Investment Advice, Investment Marketing and Portfolio Management Law, 1995 (“Investment Advice Law”). Neither Invesco Ltd. nor its subsidiaries are licensed under the Investment Advice Law, nor does it carry the insurance as required of a licensee thereunder.

Japan

This document is only intended for use with Qualified Institutional Investors in Japan. It is not intended for and should not be distributed to, or relied upon, by members of the public or retail investors.

- Issued in **Japan** by Invesco Asset Management (Japan) Limited, Roppongi Hills Mori Tower 14F, 6-10-1 Roppongi, Minato-ku, Tokyo 106-6114; Registration Number: The Director-General of Kanto Local Finance Bureau (*Kin-sho*) 306; Member of the Investment Trusts Association, Japan and the Japan Investment Advisers Association, and/or 2) Invesco Global Real Estate Asia Pacific, Inc., Roppongi Hills Mori Tower 14F, 6-10-1 Roppongi, Minato-ku, Tokyo 106-6114; Registration Number: The Director-General of Kanto Local Finance Bureau (*Kin-sho*) 583; Member of the Investment Trusts Association, Japan and Type II Financial Instruments Firms Association.

New Zealand

This document is issued only to wholesale investors (as defined in the Financial Markets Conduct Act) in New Zealand, to whom disclosure is not required under Part 3 of the Financial Markets Conduct Act. This document has been prepared only for those persons to whom it has been provided by Invesco. It should not be relied upon by anyone else and must not be distributed to members of the public in New Zealand. Information contained in this document may not have been prepared or tailored for a New Zealand audience. You may only reproduce, circulate and use this document (or any part of it) with the consent of Invesco. This document does not constitute and should not be construed as an offer of, invitation or proposal to make an offer for, recommendation to apply for, an opinion or guidance on Interests to members of the public in New Zealand. Any requests for information from persons who are members of the public in New Zealand will not be accepted.

- Issued in **New Zealand** by Invesco Australia Limited (ABN 48 001 693 232), Level 26, 333 Collins Street, Melbourne, Victoria, 3000, Australia, which holds an Australian Financial Services Licence number 239916.

Singapore

This document may not be circulated or distributed, whether directly or indirectly, to persons in Singapore other than (i) to an institutional investor under Section 304 of the Securities and Futures Act (the “SFA”), (ii) to a relevant person pursuant to Section 305(1), or any person pursuant to Section 305(2), and in accordance with the conditions specified in Section 305 of the SFA, or (iii) otherwise pursuant to, and in accordance with the conditions of, any other applicable provision of the SFA. This document is for the sole use of the recipient on an institutional offer basis and/or accredited investors and cannot be distributed within Singapore by way of a public offer, public advertisement or in any other means of public marketing.

- Issued in **Singapore** by Invesco Asset Management Singapore Ltd, 9 Raffles Place, #18-01 Republic Plaza, Singapore 048619.

Taiwan

This material is distributed to you in your capacity as Qualified Institutions/Sophisticated Investors. It is not intended for and should not be distributed to, or relied upon, by members of the public or retail investors.

- Issued in Taiwan by Invesco Taiwan Limited, 22F, No.1, Songzhi Road, Taipei 11047, Taiwan (0800-045-066). **Invesco Taiwan Limited is operated and managed independently.**

United States

- Issued in the **US** by Invesco Advisers, Inc., 1331 Spring Street NW, Suite 2500, Atlanta, GA 30309.